



APEX SDG
OUR WORLD IS OUR COMMITMENT

*District Eco-SDG Championship 2023
Higher Education Institution
Report*



MERCY COLLEGE

PALAKKAD, KERALA

Date: 22.09.2023

Institution/College Logo



TM-2797805

To be filled by Faculty Coordinator and the student Self Help Clubs after completing the program.

Share the report to apexsdgreports@gmail.com and also submit it to your office or IQAC.

Help Desk: Whatsapp 7680978747; 9987572334



S.No	Particulars	Details
1.	District	PALAKKAD
2.	State	KERALA
3.	Website	
4.	You tube Channel created for the activities purpose	
5.	Facebook Page created for the activities purpose	
6.	Name of the Institution/ College	MERCY COLLEGE PALAKKAD
7.	Name of the Head of the Institution	
Designating a Faculty coordinator		
8.	Name of the Faculty Coordinator 1	MS. TESSY KURIAN
9.	Name of the Faculty Coordinator 2	MS. BETTY THOMAS
10.	Name of the Faculty Coordinator 3	MS. SRUTHIMOL K
11.	Name of the Faculty Coordinator 4	MS. REMYA C
12.	Name of the Faculty Coordinator 5 add more rows if required	MS. STENCY
Formation 5 Self Help Clubs with 4 to 5 Students in each club for Measuring, Monitoring, Managing		
13.	Names of the Students in Self Help Club 1	WASTE MANAGEMENT: POOJA S ASWATHY S DURGA MENON CATHERY SUNNY GAYATHRI DAS
14.	Names of the Students in Self Help Club 2	WATER MANAGEMENT: SWETHA R GAYATRI NAIR SANDRA PM ASWATHY S PUNYA S
15.	Names of the Students in Self Help Club 3	ENERGY MANAGEMENT: ANAGHA K

		AISWARYA S ATHULYA SREEDA ANUPAMA ASWATHI
16.	Names of the Students in Self Help Club 4	GREENARY: DRISYA BABU ESHA HUSSAINPS KAVYA E NANDITHA N PANCHAVYA PRABHAV KJ
17.	Names of the Students in Self Help Club 5 add more rows if required	HYGIENE AND SANITATION: REHITHA SANOOJA APARNA ARYA MEENAKSHI R
18.	Paste the photo of the order/notice/circular issued for the policy adopted on "Beat the Plastic Pollution"	
19.	Paste the photos of Steel Glasses Jugs etc maintained at the institution/ College after removing plastic leaching bottles.	
20.	Grand Total number of participants taken part in activities	All the activities were a result of combined team work of the entire student population.
21.	Total number of Activities conducted	
22.	Total student strength of the Institution/College	
23.	How many National and International days did the institution/college followed practically in this year? – Mention the names of the days.	
24.	Did your institution/ College invite any dignitaries/ popular personalities from District level to participate in the activities of DESC 2023?	


The following tables are for Activities in I,II, III and IV of the brochure. Total 10 Tables.

Activity Name : OUTDOOR CLASSROOMS Activity Sl.No in the brochure :4		
Sl.No	Particulars	Details: Please write in min. 1 to 2 sentences. One word responses are not accepted. Write complete sentences.
1.	Total number of students participated	There were around 26 student who were agile in arranging and organizing the outdoor classroom activity.
2.	Name of the Faculty Coordinator (s)	This activity was pioneered by DR. RENJU KRISHNA
3.	Student Self Help Clubs members Names	This Activity was brain stormed by the members of the greenery group headed by a team of –

		DRISYA BABU ESHA HUSSAINPS KAVYA E NANDITHA N PANCHAVYA PRABHAV KJ
4.	Duration of activity conducted/performed	the activity was a one day program
5.	Date/Dates on which activity was performed?	
6.	What are the outcomes?	the students were given awareness on the importance of nature and sustainable development
7.	How was planning done for this activity?	The faculty coordinator advised students to arrange a class under a fledged tree inside the campus, where already stone seats were established priorly it helped to reduce further material like plastic chairs
8.	What were the materials available for conducting the activity?	the team made use of the stone seats, a small board, stationery
9.	How did you manage to collect the material required for the activity?	The material requirement was mere for this activity a mobile blackboard was used which was readily available and stationery from the store inside the campus.
10.	Mention the materials used during the activity? What is the role of the material?	The materials were- A Black board- was bused by speakers to highlight any points stone seats- for students to sit comfortably charts-to assist the speakers with the topic.
11.	Were you aware of this activity earlier?	we had conducted outdoor classes the previous year too under the SESREC initiative
12.	Has been this activity covered in local newspaper?	Since this is a usual phenomenon in our college, publishing in the newspaper has not happened.
13.	Did you collaborate with other organizations to create a bigger impact?	We collaborated with the department of Botany to conduct this class
14.	Has the organizing team prepare and follow a check list for conducting the activity?	Yes the team had created and followed a checklist of students as there was different batches.
15.	Where did you conduct this program?	we had conducted outdoor classes the previous year too under the SESREC initiative in the college campus
16.	What are the steps involved in conducting the activity work? / Mention step by step procedure followed? Write in bullet points. Describe in detail min 100 words.	<p>SESREC instructed the greenery self help group to conduct an activity that promote sustainably</p> <p>"The students brainstormed the idea of outside classroom for a day to provide awareness on the importance of nature and sustainability through reducing electricity consumption and reduced use of plastic chairs.</p> <p>"next day they assembled students as different batches along with the botany department</p> <p>The faculty incharge spoke on the implementation of sustainability in entrepreneurship</p> <p>"the next batch was invited</p>
17.	What are the precautions taken for conducting the activity?	certain precautions like rain protection(in case of rain) we ensured ready availability of cloth tent, if necessary.

18.	What were the tools/ support systems used for conducting the activity?	Tree, Nature guided as great support for the implementation of this project
19.	What was your learning at various steps of implementation of the activity?	outdoor classroom can positively increase the engagement of students it also helped the speaker ease her talk and make it interesting
20.	How was the support from the students/neighborhood/ village/school.	The students were of great as well as the teachers. The institution head readily agreed for this initiative and helped with the needful.
21.	Write down the new ideas to solve environmental issues through this activity.	Ensure minimal use of electricity by installing solar panels.
22.	What have you learned from this process while working for the District Eco-SDGs Championship 2023?	The students were of great as well as the teachers. The institution head readily agreed for this initiative and helped with the needful..
23.	Did you collect the feedback from the participants of the activity?	
24.	How many videos are there in this Activity?	
25.	Share the link of Video/ videos. Sharing could be done via Google Drive or YouTube after uploading. Share the videos to us via Google Drive with access to 'Anyone with the link' (View) Option . If the videos are not accessible the marks will not be counted. You can also share the link of YouTube after uploading the video onto it.	
26.	Did you post the video on social media through the Institution/ College? If yes, Share us the link	
27.	Paste 8 photos captured during conducting the activities without GPS location.	 
28.	Also Paste 4 photos with GPS location	
29.	Paste Newspaper clippings if Any.	

30.	Share the link of the Facebook if you have done mass media campaign.	
31.	Evaluate yourself: How many points you will award for yourself in conducting the activity a scale of 1 to 5.	I would rate the activity with a solid 5 as this activity was able to create an impact that last in the students.
32.	Any notes/Remarks	



Digital Sign of the Faculty Coordinator/IQAC



Digital Signature of the Head of the Institution

Activity Name : ORGANIC GARDEN

Activity Sl.No in the brochure :6

Sl.No	Particulars	Details: Please write in min. 1 to 2 sentences. One word responses are not accepted. Write complete sentences.
1.	Total number of students participated	TEAM EFFORT ALONG WITH THE BOTANY AND COMMERCE DEPARTMENT FROM THE GREENERY MANAGEMENT GROUP
2.	Name of the Faculty Coordinator (s)	TESSY KURIAN and REMYA C HEADED THE GARDENING CAMPAIGN
3.	Student Self Help Clubs members Names	This Activity was brain stormed by the members of the greenery group headed by a team of – DRISYA BABU ESHA HUSSAINPS KAVYA E NANDITHA N PANCHAVYA PRABHAV KJ ANAGHA K AISWARYA S ATHULYA SREEDA ANUPAMA ASWATHI
4.	Duration of activity conducted/performed	
5.	Date/Dates on which activity was performed?	
6.	What are the outcomes?	The college has its own full fledged botanical garden with scientific names with their regular names.
7.	How was planning done for this activity?	The SESREC initiated this campaign where, there were new organic and medicinal samplings been planted along with the existing plants in the campus.
8.	What were the materials available for conducting the activity?	We used saplings of different plants, seeds etc
9.	How did you manage to collect the material required for the activity?	We approached a nursey for the plants and seeds. Sought the help of college gardeners in planting them and also taking due care.

10.	Mention the materials used during the activity? What is the role of the material?	Saplings- for planting Tools. Planting the seeds water
11.	Were you aware of this activity earlier?	We successfully do this every year. the previous year too under the SESREC initiative
12.	Has been this activity covered in local newspaper?	Since this is a usual phenomenon in our college, publishing in the newspaper has not happened.
13.	Did you collaborate with other organizations to create a bigger impact?	We collaborated with the department of Botany and Commerce
14.	Has the organizing team prepare and follow a check list for conducting the activity?	Yes the team had created and followed a checklist of students as there was different batches.
15.	Where did you conduct this program?	we had conducted outdoor classes the previous year too under the SESREC initiative
16.	What are the steps involved in conducting the activity work? / Mention step by step procedure followed? Write in bullet points. Describe in detail min 100 words.	<p>SESREC instructed the greenery self help group to conduct an activity that promote sustainability and green awareness</p> <p>"The students brainstormed the idea of organic garden for a day to provide awareness on the importance of nature and sustainability</p> <p>"next day they assembled students as different batches along with the botany department</p> <p>The faculty incharge spoke on the methods of gardening and saplings were distributed</p> <p>"the next batch was invited</p>
17.	What are the precautions taken for conducting the activity?	
18.	What were the tools/ support systems used for conducting the activity?	Tools for planting was used.
19.	What was your learning at various steps of implementation of the activity?	Planting can be a high energy giving activity gardening gives immense pleasure and relaxation for students and staffs.
20.	How was the support from the students/neighborhood/ village/school.	The students were of great as well as the teachers. The institution head readily agreed for this initiative and helped with the needful.
21.	Write down the new ideas to solve environmental issues through this activity.	
22.	What have you learned from this process while working for the District Eco-SDGs Championship 2023?	The important learning is that , being socially responsible actually gives a sense of responsible and humane feel.
23.	Did you collect the feedback from the participants of the activity?	
24.	How many videos are there in this Activity?	
25.	Share the link of Video/ videos. Sharing could be done via Google Drive or YouTube after uploading.	

	Share the videos to us via Google Drive with access to 'Anyone with the link' (View) Option . If the videos are not accessible the marks will not be counted. You can also share the link of YouTube after uploading the video onto it.	
26.	Did you post the video on social media through the Institution/ College? If yes, Share us the link	
27.	Paste 8 photos captured during conducting the activities without GPS location.	
28.	Also Paste 4 photos with GPS location	
29.	Paste Newspaper clippings if Any.	
30.	Share the link of the Facebook if you have done mass media campaign.	
31.	Evaluate yourself: How many points you will award for yourself in conducting the activity a scale of 1 to 5.	
32.	Any notes/Remarks	



Digital Sign of the Faculty Coordinator/IQAC




Digital Signature of the Head of the Institution

Activity Name : VISIT TO AN OLDAGE HOME

Activity Sl.No in the brochure :16

Sl.No	Particulars	Details: Please write in min. 1 to 2 sentences. One word responses are not accepted. Write complete sentences.
1.	Total number of students participated	30 STUDENTS VISITED THE "MERCY HOME" spent quality time with the grandparents there. Entertaining them.
2.	Name of the Faculty Coordinator (s)	REMYA C
3.	Student Self Help Clubs members Names	This Activity was brain stormed by the members of the greenery group headed by a team of – ANAGHA K AISWARYA S ATHULYA SREEDA ANUPAMA ASWATHI FARSHI
4.	Duration of activity conducted/performed	THE STUDENTS SPENT A WHOLE DAY IN THE HOME

5.	Date/Dates on which activity was performed?	
6.	What are the outcomes?	THE STUDENTS LEARNT THE IMPORTANCE OF TAKING CARE OF PARENTS AND LOVE OLDER POPULATION. THEY QWERE ALSO GFIVEN AN OPPORTUNITY TO RELISH THE FEELM OF LOVE FROM GRANDPARENTS
7.	How was planning done for this activity?	The faculty coordinator advised students to plan for a trip to an old age home. A bus was prebooked to take children there.
8.	What were the materials available for conducting the activity?	A bus was used for transportation
9.	How did you manage to collect the material required for the activity?	The material requirement we sourced a bus from travel agency
10.	Mention the materials used during the activity? What is the role of the material?	The materials were A bus was used for transportation.
11.	Were you aware of this activity earlier?	we had visited such homes the previous year too under the SESREC initiative
12.	Has been this activity covered in local newspaper?	Since this is a usual phenomenon in our college, publishing in the newspaper has not happened.
13.	Did you collaborate with other organizations to create a bigger impact?	We collaborated with "mercy home"
14.	Has the organizing team prepare and follow a check list for conducting the activity?	Yes the team had created and followed a checklist of students as there was different batches.
15.	Where did you conduct this program?	"mercy home" an old age home
16.	What are the steps involved in conducting the activity work? / Mention step by step procedure followed? Write in bullet points. Describe in detail min 100 words.	SESREC instructed the energy management self help group to conduct an activity that promote awareness for the protection of older population. "The students brainstormed the idea ofvisiting the home for a day to provide awareness on old age protection and importance of them. "next day they assembled students and the bus was taken off.
17.	What are the precautions taken for conducting the activity?	Travelling precautions were taken.
18.	What were the tools/ support systems used for conducting the activity?	
19.	What was your learning at various steps of implementation of the activity?	
20.	How was the support from the students/neighborhood/ village/school.	The students were really happy. The residents were also happy. They all had food together different entertaining activities were planned.

21.	Write down the new ideas to solve environmental issues through this activity.	The important learning is that , being socially responsible actually gives a sense of responsible and humane feel.
22.	What have you learned from this process while working for the District Eco-SDGs Championship 2023?	The important learning is that , being socially responsible actually gives a sense of responsible and humane feel.
23.	Did you collect the feedback from the participants of the activity?	
24.	How many videos are there in this Activity?	
25.	Share the link of Video/ videos. Sharing could be done via Google Drive or YouTube after uploading. Share the videos to us via Google Drive with access to 'Anyone with the link' (View) Option . If the videos are not accessible the marks will not be counted. You can also share the link of YouTube after uploading the video onto it.	
26.	Did you post the video on social media through the Institution/ College? If yes, Share us the link	
27.	Paste 8 photos captured during conducting the activities without GPS location.	
28.	Also Paste 4 photos with GPS location	
29.	Paste Newspaper clippings if Any.	
30.	Share the link of the Facebook if you have done mass media campaign.	
31.	Evaluate yourself: How many points you will award for yourself in conducting the activity a scale of 1 to 5.	
32.	Any notes/Remarks	



Digital Sign of the Faculty Coordinator/IQAC



Digital Signature of the Head of the Institution

Activity Name : campaign on environment day
Activity Sl.No in the brochure :13

Sl.No	Particulars	Details: Please write in min. 1 to 2 sentences. One word responses are not accepted. Write complete sentences.
1.	Total number of students participated	30 STUDENTS.
2.	Name of the Faculty Coordinator (s)	REMYA C
3.	Student Self Help Clubs members Names	This Activity was brain stormed by the members of the greenery group headed by a team of – ASWATHI FARSHI Athulya and students from different departments.
4.	Duration of activity conducted/ performed	a week . 1 st week of June.
5.	Date/Dates on which activity was performed?	
6.	What are the outcomes?	THE STUDENTS LEARNT THE IMPORTANCE OF ENVIRONMENT.
7.	How was planning done for this activity?	The students made posters relating to environment protection day. Poster making competitions were conducted.
8.	What were the materials available for conducting the activity?	
9.	How did you manage to collect the material required for the activity?	
10.	Mention the materials used during the activity? What is the role of the material?	.
11.	Were you aware of this activity earlier?	we observe world environment day every year . we did the previous year too under the SESREC initiative
12.	Has been this activity covered in local newspaper?	Since this is a usual phenomenon in our college, publishing in the newspaper has not happened.
13.	Did you collaborate with other organizations to create a bigger impact?	
14.	Has the organizing team prepare and follow a check list for conducting the activity?	Yes the team had created and followed a checklist of students as there was different batches.
15.	Where did you conduct this program?	The campaign was proceeded in the college campus.
16.	What are the steps involved in conducting the activity work? / Mention step by step procedure followed? Write in bullet points. Describe in detail min 100 words.	<p>SESREC instructed the all self help group to conduct an activity that promote awareness for the protection of our environment.</p> <p>"The students excelled in conducting different programs .</p> <p>ON THE SAME DAY THE DEPARTMENT OF SOCIAL WORK OBSERVED WORLD ENVIRONMENT DAY BY COLLECTING PLASTIC WASTE FROM THE COLLEGE PREMISES WITH THE AIM OF ESTABLISHING ENVIRONMENT FRIENDLY PLASTIC WASTE DISPOSAL SOLUTIONS. AND ALSO GOT INSIGHT INTO THE ROLE OF HARITHAKARMASENA IN WASTE MANAGEMENT SYSTEM AS A PART OF IT, OUR STUDENTS ALSO LEARNT AND DISCUSSED ABOUT HOW TO IMPLEMENT THOSE METHODS IN THE COLLEGE CAMPUS</p> <p>SOLID WASTE MANAGEMENT THE STUDENTS OF SESREC LEARNT METHODS OF SOLID WASTE MANAGEMENT AND WASTE MANAGEMENT IN GENERAL, WHICH COULD BE PASSED ON TO OTHERS</p>

		<p>AND APPLIED IN REAL LIFE SITUATIONS IN COLLEGE AND NEIGHBOURING LOCALITIES TO HELP THE CITY BE SPICK AND CLEAN AND AVOID IRRESPONSIBLE DISPOSAL OF WASTE.</p> <p>: THE SAME DAY WE CONDUCTED A TALK IN ASSOCIATION WITH DEPT OF BOTANY A MESSAGE WAS GIVEN BY KALOOR BALAN, A FARMER AND SOCIAL SERVICE MAN 200 SAPLINGS WERE DISTRIBUTED TO BOTH TEACHERS AND STUDENTS</p>
17.	What are the precautions taken for conducting the activity?	.
18.	What were the tools/ support systems used for conducting the activity?	
19.	What was your learning at various steps of implementation of the activity?	
20.	How was the support from the students/neighborhood/ village/school.	The students were really happy. The residents were also happy. They all had food together different entertaining activities were planned.
21.	Write down the new ideas to solve environmental issues through this activity.	The important learning is that , being socially responsible actually gives a sense of responsible and humane feel.
22.	What have you learned from this process while working for the District Eco-SDGs Championship 2023?	The important learning is that , being socially responsible actually gives a sense of responsible and humane feel.
23.	Did you collect the feedback from the participants of the activity?	
24.	How many videos are there in this Activity?	
25.	Share the link of Video/ videos. Sharing could be done via Google Drive or YouTube after uploading. Share the videos to us via Google Drive with access to 'Anyone with the link' (View) Option . If the videos are not accessible the marks will not be counted. You can also share the link of YouTube after uploading the video onto it.	
26.	Did you post the video on social media through the Institution/ College? If yes, Share us the link	
27.	Paste 8 photos captured during conducting the activities without GPS location.	

28.	Also Paste 4 photos with GPS location	<div data-bbox="906 142 1265 415" data-label="Image"> </div> <p data-bbox="852 436 1328 594"> + SOLID WASTE MANAGEMENT THE STUDENTS OF SESREC LEARNT METHODS OF SOLID WASTE MANAGEMENT AND WASTE MANAGEMENT IN GENERAL, WHICH COULD BE PASSED ON TO OTHERS AND APPLIED IN REAL LIFE SITUATIONS IN COLLEGE AND NEIGHBOURING LOCALITIES TO HELP THE CITY BE SPICK AND CLEAN AND AVOID IRRESPONSIBLE DISPOSAL OF WASTE. </p> <div data-bbox="885 613 1286 793" data-label="Image"> </div> <div data-bbox="807 863 1065 1104" data-label="Image"> </div> <div data-bbox="1092 909 1343 1308" data-label="Text"> <p>The students learnt sustainability and renewable energy by recycling waste through wormy composting. After this process the material processed is reused as fertilizers for trees and plants.</p> <p>They learnt how to grow 5000 fish in a small area and how it can be multiplied and how it can be developed into a small scale fishery. This can be very useful for business minded people in the rural areas and a support for their endeavours.</p> </div> <div data-bbox="807 1146 1065 1409" data-label="Image"> </div> <div data-bbox="1304 1398 1320 1415" data-label="Text"> <p>5</p> </div>
29.	Paste Newspaper clippings if Any.	
30.	Share the link of the Facebook if you have done mass media campaign.	
31.	Evaluate yourself: How many points you will award for yourself in conducting the activity a scale of 1 to 5.	
32.	Any notes/Remarks	


Digital Sign of the Faculty Coordinator/IQAC

Digital Signature of the Head of the Institution

Activity Name : JUMBLE SALES COUNTER**Activity Sl.No in the brochure :21**

Sl.No	Particulars	Details: Please write in min. 1 to 2 sentences. One word responses are not accepted. Write complete sentences.
1.	Total number of students participated	AROUND 15 STUDENTS WERE INVOLVED IN MAKING CLOTH AND PAPER BAGS
2.	Name of the Faculty Coordinator (s)	MS. STENCY
3.	Student Self Help Clubs members Names	WASTE MANAGEMENT: POOJA S ASWATHY S DURGA MENON CATHERY SUNNY GAYATHRI DAS WATER MANAGEMENT: SWETHA R GAYATRI NAIR SANDRA PM ASWATHY S PUNYA S
4.	Duration of activity conducted/ performed	THE STALL WAS OPEN FOR A WHOLE DAY
5.	Date/Dates on which activity was performed?	
6.	What are the outcomes?	GAMING STALLS WERE ALSO SET UP FOR THE FIRST TIME AND IT BROUGHT ABOUT ALOT OF EXCITEMENT AMONG STUDENTS AND THE HOST WAS ABLE TO GAIN PROFIT WITH ZERO INVESTMENTS. THE PROGRAMME WAS AN OVERALL SUCCESS JUST LIKE ALL OUR ENDEAVOURS
7.	How was planning done for this activity?	THE STUDENTS LEARNT THE IMPORTANCE OF ENVIRONMENT. The students made posters relating to environment protection day. Poster making competitions were conducted.
8.	What were the materials available for conducting the activity?	PAPER BAGS
9.	How did you manage to collect the material required for the activity?	WAS COLLECTED FROM THE WASTE PAPRS AND NEWSPAPERS FROM STUDENTS.
10.	Mention the materials used during the activity? What is the role of the material?	
11.	Were you aware of this activity earlier?	we observe world environment day every year . we did the previous year too under the SESREC initiative
12.	Has been this activity covered in local newspaper?	Since this is a usual phenomenon in our college, publishing in the newspaper has not happened
13.	Did you collaborate with other organizations to create a bigger impact?	

14.	Has the organizing team prepare and follow a check list for conducting the activity?	Yes the team had created and followed a checklist of students as there was different batches
15.	Where did you conduct this program?	The campaign was proceeded in the college campus.
16.	What are the steps involved in conducting the activity work? / Mention step by step procedure followed? Write in bullet points. Describe in detail min 100 words.	SESREC instructed the all self help group to conduct an activity that promote awareness for the protection of our environment. "The students excelled in conducting different programs THEY COLLABORATED IN CREATING PAPER AND CLOTH BAG
17.	What are the precautions taken for conducting the activity?	BENCHES WERE ARRANGED PREVIOUSLY
18.	What were the tools/ support systems used for conducting the activity?	
19.	What was your learning at various steps of implementation of the activity?	STUDENTS WERE ABLE TO UNDERSTAND THE IMPORTANCE OF SUSTAINABLE LIVING AND ALSO ABOUT NEW INNOVATION IN SUSTAIANABILITY.
20.	How was the support from the students/neighborhood/ village/school.	THE STUDENTS WERE HAPPY AND THE SALES WAS QUITE A BANGER.
21.	Write down the new ideas to solve environmental issues through this activity.	IMPLEMENTING PAPER BAGS INSTEAD OF PLASTIC BAGS IN BIG AND SMALL SHOPS WII IMPACT A GREAT WAY IN THE SUSTAINABLE DEVELOPMENT OF THE COUNTRY.
22.	What have you learned from this process while working for the District Eco-SDGs Championship 2023?	
23.	Did you collect the feedback from the participants of the activity?	
24.	How many videos are there in this Activity?	
25.	Share the link of Video/ videos. Sharing could be done via Google Drive or YouTube after uploading. Share the videos to us via Google Drive with access to ‘Anyone with the link’ (View) Option . If the videos are not accessible the marks will not be counted. You can also share the link of YouTube after uploading the video onto it.	
26.	Did you post the video on social media through the Institution/ College? If yes, Share us the link	

27.	Paste 8 photos captured during conducting the activities without GPS location.	
28.	Also Paste 4 photos with GPS location	
29.	Paste Newspaper clippings if Any.	
30.	Share the link of the Facebook if you have done mass media campaign.	
31.	Evaluate yourself: How many points you will award for yourself in conducting the activity a scale of 1 to 5.	
32.	Any notes/Remarks	



Digital Sign of the Faculty Coordinator/IQAC





Digital Signature of the Head of the Institution

Activity Name : SALES COUNTER
Activity Sl.No in the brochure :22

Sl.No	Particulars	Details: Please write in min. 1 to 2 sentences. One word responses are not accepted. Write complete sentences.
1.	Total number of students participated	30 STUDENTS WERE ENGAGED IN INSTALLING AND BUYING NECESSARY ITEMS.
2.	Name of the Faculty Coordinator (s)	MS.TESSY KURIAN AND MS.REMYA.C
3.	Student Self Help Clubs members Names	ENERGY MANAGEMENT: ANAGHA K AISWARYA S ATHULYA SREEDA ANUPAMA ASWATHI GREENARY: DRISYA BABU ESHA HUSSAINPS KAVYA E NANDITHA N PANCHAVYA PRABHAV KJ HYGIENE AND SANITATION: REHITHA SANOOJA APARNA ARYA MEENAKSHI R

4.	Duration of activity conducted/performed	ONE DAY ACTIVITY.
5.	Date/Dates on which activity was performed?	
6.	What are the outcomes?	AS A PART OF OUR ONAM CELEBRATION WE DECIDED TO GIVE OUR STUDENTS AN OPPORTUNITY TO EXPAND THEIR BUSINESS MINDS. OUR STUDENTS BEING GREAT ENTHUSIASTS SEIZED THE OPPORTUNITY AND PUT UP MANY STALLS BRINGING OUT THEIR CREATIVITY AND TALENTS
7.	How was planning done for this activity?	STALLS WERE ALSO SET UP FOR THE FIRST TIME AND IT BROUGHT ABOUT A LOT OF EXCITEMENT AMONG STUDENTS AND THE HOST WAS ABLE TO GAIN PROFIT WITH ZERO INVESTMENTS. THE PROGRAMME WAS AN OVERALL SUCCESS JUST LIKE ALL OUR ENDEAVOURS
8.	What were the materials available for conducting the activity?	SALE NECESSITIES. BENCHES
9.	How did you manage to collect the material required for the activity?	THE SALE ITEMS WERE ORGANISED BY STUDENTS.
10.	Mention the materials used during the activity? What is the role of the material?	
11.	Were you aware of this activity earlier?	YES. WE HAD INSTALLED STALLS PREVIOUSLY TOO
12.	Has been this activity covered in local newspaper?	. AS THIS IS A COMMON ENDEAVOUR IT WAS NOT COVERED IN NEWS.
13.	Did you collaborate with other organizations to create a bigger impact?	WE COLLABORATE WITH COOKS (PARENTS)
14.	Has the organizing team prepared and followed a check list for conducting the activity?	YES. THERE WAS CHECKLIST USED.
15.	Where did you conduct this program?	OUTSIDE THE CAMPUS AUDITORIUM
16.	What are the steps involved in conducting the activity work? / Mention step by step procedure followed? Write in bullet points. Describe in detail min 100 words.	AS A PART OF OUR ONAM CELEBRATION WE DECIDED TO GIVE OUR STUDENTS AN OPPORTUNITY TO EXPAND THEIR BUSINESS MINDS. OUR STUDENTS BEING GREAT ENTHUSIASTS SEIZED THE OPPORTUNITY AND PUT UP MANY STALLS BRINGING OUT THEIR CREATIVITY AND TALENTS. STUDENTS ALSO PUT UP EARTHERY STALLS WHICH BECAME A GREAT HIT AND THAT IT WAS SOLD OUT IN THE FIRST ROUND ITSELF. OUR STUDENTS WERE ABLE TO GET OUT A SIZABLE AMOUNT OF PROFIT FROM THEIR HARDWORK
17.	What are the precautions taken for conducting the activity?	
18.	What were the tools/ support systems used for conducting the activity?	
19.	What was your learning at various steps of implementation of the activity?	
20.	How was the support from the students/neighborhood/ village/school.	

21.	Write down the new ideas to solve environmental issues through this activity.	SUSTAINABLE EATING AND HEALTHY FOODS MUST BE IMPORTANT FOR A HEALTHY AND CONTENT LIFE.
22.	What have you learned from this process while working for the District Eco-SDGs Championship 2023?	WE HAVE LEARNED SUSTAINABILITY AND UNITY.
23.	Did you collect the feedback from the participants of the activity?	
24.	How many videos are there in this Activity?	
25.	Share the link of Video/ videos. Sharing could be done via Google Drive or YouTube after uploading. Share the videos to us via Google Drive with access to 'Anyone with the link' (View) Option . If the videos are not accessible the marks will not be counted. You can also share the link of YouTube after uploading the video onto it.	
26.	Did you post the video on social media through the Institution/ College? If yes, Share us the link	
27.	Paste 8 photos captured during conducting the activities without GPS location.	
28.	Also Paste 4 photos with GPS location	 <p>OUR STUDENTS BEING THEIR ENTREPRENEUR SELF.</p>



GAMING STALLS WERE ALSO SET UP FOR THE FIRST TIME AND IT BROUGHT ABOUT A LOT OF EXCITEMENT AMONG STUDENTS AND THE HOST WAS ABLE TO GAIN PROFIT WITH ZERO INVESTMENTS. THE PROGRAMME WAS AN OVERALL SUCCESS JUST LIKE ALL OUR ENDEAVOURS

8

29.	Paste Newspaper clippings if Any.	
30.	Share the link of the Facebook if you have done mass media campaign.	
31.	Evaluate yourself: How many points you will award for yourself in conducting the activity a scale of 1 to 5.	
32.	Any notes/Remarks	

Digital Sign of the Faculty Coordinator/IQAC



Digital Signature of the Head of the Institution

Activity Name : CLASS ON ENVIRONMENT

Activity Sl.No in the brochure :24

Sl.No	Particulars	Details: Please write in min. 1 to 2 sentences. One word responses are not accepted. Write complete sentences.
1.	Total number of students participated	A TEAM OF 20 WERE CHOSE TO ATTEND THIS COURSE
2.	Name of the Faculty Coordinator (s)	MS. SRUTHI MOL, MS. BETTY THOMAS
3.	Student Self Help Clubs members Names	WATER MANAGEMENT: SWETHA R GAYATRI NAIR SANDRA PM ASWATHY S PUNYA S
4.	Duration of activity conducted/performed	HALF A DAY
5.	Date/Dates on which activity was performed?	THE CLASS WAS CONDUCTED ON 15 TH OF SEPTEMBER THIS YEAR.
6.	What are the outcomes?	The students learnt sustainability and renewable energy by recycling waste through wormy composting. After this process the material processed is reused as fertilizers for trees and plants.

		They learnt how to grow 5000 fish in a small area and how it can be multiplied and how it can be developed into a small scale fishery. This can be very useful for business minded people in the rural areas and a support for their endeavours.
7.	How was planning done for this activity?	
8.	What were the materials available for conducting the activity?	
9.	How did you manage to collect the material required for the activity?	
10.	Mention the materials used during the activity? What is the role of the material?	
11.	Were you aware of this activity earlier?	YES. THE STUDENTS VOLUNTARILY JOINED THE COURSE.
12.	Has been this activity covered in local newspaper?	AS THIS IS COMMON WE HAVE NOT MADE IT A NEWS.
13.	Did you collaborate with other organizations to create a bigger impact?	IT WAS COLLABORATED WITH CENTRE OF EXCELLENCE IN WASTE MANAGEMENT.
14.	Has the organizing team prepare and follow a check list for conducting the activity?	
15.	Where did you conduct this program?	IT WAS CONDUCTED IN THE CENTRE OF EXCELLENCE IN WASTE MANAGEMENT.
16.	What are the steps involved in conducting the activity work? / Mention step by step procedure followed? Write in bullet points. Describe in detail min 100 words.	<p>The students learnt sustainability and renewable energy by recycling waste through wormy composting. After this process the material processed is reused as fertilizers for trees and plants.</p> <p>They learnt how to grow 5000 fish in a small area and how it can be multiplied and how it can be developed into a small scale fishery. This can be very useful for business minded people in the rural areas and a support for their endeavours.</p>
17.	What are the precautions taken for conducting the activity?	
18.	What were the tools/ support systems used for conducting the activity?	
19.	What was your learning at various steps of implementation of the activity?	
20.	How was the support from the students/neighborhood/ village/school.	THE STUDENTS WERE EXCITED IN LEARNING. THE TUTOR WAS ALSO VERY ENTHUSIASTIC
21.	Write down the new ideas to solve environmental issues through this activity.	FISH CULTIVATION IS A GREAT IDEA.
22.	What have you learned from this process while working for the District Eco-SDGs Championship 2023?	WASTE MANAGEMENT IS A STRONG BUSINESS IDEA WHERE IT IS SOCIALLY HELPFUL AND ALSO EASY.

23.	Did you collect the feedback from the participants of the activity?	
24.	How many videos are there in this Activity?	
25.	Share the link of Video/ videos. Sharing could be done via Google Drive or YouTube after uploading. Share the videos to us via Google Drive with access to 'Anyone with the link' (View) Option . If the videos are not accessible the marks will not be counted. You can also share the link of YouTube after uploading the video onto it.	
26.	Did you post the video on social media through the Institution/ College? If yes, Share us the link	
27.	Paste 8 photos captured during conducting the activities without GPS location.	
28.	Also Paste 4 photos with GPS location	 <p>The students learnt sustainability and renewable energy by recycling waste through wormy composting. After this process the material processed is reused as fertilizers for trees and plants.</p>  <p>They learnt how to grow 5000 fish in a small area and how it can be multiplied and how it can be developed into a small scale fishery. This can be very useful for business minded people in the rural areas and a support for their endeavours.</p>
29.	Paste Newspaper clippings if Any.	
30.	Share the link of the Facebook if you have done mass media campaign.	
31.	Evaluate yourself: How many points you will award for yourself in conducting the activity a scale of 1 to 5.	
32.	Any notes/Remarks	



Digital Sign of the Faculty Coordinator/IQAC



Digital Signature of the Head of the Institution

Activity Name :**Activity Sl.No in the brochure :**

Sl.No	Particulars	Details: Please write in min. 1 to 2 sentences. One word responses are not accepted. Write complete sentences.
1.	Total number of students participated	
2.	Name of the Faculty Coordinator (s)	
3.	Student Self Help Clubs members Names	
4.	Duration of activity conducted/ performed	
5.	Date/Dates on which activity was performed?	
6.	What are the outcomes?	
7.	How was planning done for this activity?	
8.	What were the materials available for conducting the activity?	
9.	How did you manage to collect the material required for the activity?	
10.	Mention the materials used during the activity? What is the role of the material?	
11.	Were you aware of this activity earlier?	
12.	Has been this activity covered in local newspaper?	
13.	Did you collaborate with other organizations to create a bigger impact?	
14.	Has the organizing team prepare and follow a check list for conducting the activity?	
15.	Where did you conduct this program?	
16.	What are the steps involved in conducting the activity work? / Mention step by step procedure followed? Write in bullet points. Describe in detail min 100 words.	
17.	What are the precautions taken for conducting the activity?	
18.	What were the tools/ support systems used for conducting the activity?	

19.	What was your learning at various steps of implementation of the activity?	
20.	How was the support from the students/neighborhood/ village/school.	
21.	Write down the new ideas to solve environmental issues through this activity.	
22.	What have you learned from this process while working for the District Eco-SDGs Championship 2023?	
23.	Did you collect the feedback from the participants of the activity?	
24.	How many videos are there in this Activity?	
25.	Share the link of Video/ videos. Sharing could be done via Google Drive or YouTube after uploading. Share the videos to us via Google Drive with access to 'Anyone with the link' (View) Option . If the videos are not accessible the marks will not be counted. You can also share the link of YouTube after uploading the video onto it.	
26.	Did you post the video on social media through the Institution/ College? If yes, Share us the link	
27.	Paste 8 photos captured during conducting the activities without GPS location.	
28.	Also Paste 4 photos with GPS location	
29.	Paste Newspaper clippings if Any.	
30.	Share the link of the Facebook if you have done mass media campaign.	
31.	Evaluate yourself: How many points you will award for yourself in conducting the activity a scale of 1 to 5.	
32.	Any notes/Remarks	



Digital Sign of the Faculty Coordinator/IQAC




Digital Signature of the Head of the Institution

Activity Name :

Activity Sl.No in the brochure :

Sl.No	Particulars	Details: Please write in min. 1 to 2 sentences. One word responses are not accepted. Write complete sentences.
1.	Total number of students participated	
2.	Name of the Faculty Coordinator (s)	
3.	Student Self Help Clubs members Names	
4.	Duration of activity conducted/ performed	
5.	Date/Dates on which activity was performed?	
6.	What are the outcomes?	
7.	How was planning done for this activity?	
8.	What were the materials available for conducting the activity?	
9.	How did you manage to collect the material required for the activity?	
10.	Mention the materials used during the activity? What is the role of the material?	
11.	Were you aware of this activity earlier?	
12.	Has been this activity covered in local newspaper?	
13.	Did you collaborate with other organizations to create a bigger impact?	
14.	Has the organizing team prepare and follow a check list for conducting the activity?	
15.	Where did you conduct this program?	
16.	What are the steps involved in conducting the activity work? / Mention step by step procedure followed? Write in bullet points. Describe in detail min 100 words.	
17.	What are the precautions taken for conducting the activity?	
18.	What were the tools/ support systems used for conducting the activity?	
19.	What was your learning at various steps of implementation of the activity?	
20.	How was the support from the students/neighborhood/ village/school.	

21.	Write down the new ideas to solve environmental issues through this activity.	
22.	What have you learned from this process while working for the District Eco-SDGs Championship 2023?	
23.	Did you collect the feedback from the participants of the activity?	
24.	How many videos are there in this Activity?	
25.	Share the link of Video/ videos. Sharing could be done via Google Drive or YouTube after uploading. Share the videos to us via Google Drive with access to 'Anyone with the link' (View) Option . If the videos are not accessible the marks will not be counted. You can also share the link of YouTube after uploading the video onto it.	
26.	Did you post the video on social media through the Institution/ College? If yes, Share us the link	
27.	Paste 8 photos captured during conducting the activities without GPS location.	
28.	Also Paste 4 photos with GPS location	
29.	Paste Newspaper clippings if Any.	
30.	Share the link of the Facebook if you have done mass media campaign.	
31.	Evaluate yourself: How many points you will award for yourself in conducting the activity a scale of 1 to 5.	
32.	Any notes/Remarks	



Digital Sign of the Faculty Coordinator/IQAC



Digital Signature of the Head of the Institution


Activity Name :

Activity Sl.No in the brochure :

Sl.No	Particulars	Details: Please write in min. 1 to 2 sentences. One word responses are not accepted. Write complete sentences.
1.	Total number of students participated	

2.	Name of the Faculty Coordinator (s)	
3.	Student Self Help Clubs members Names	
4.	Duration of activity conducted/ performed	
5.	Date/Dates on which activity was performed?	
6.	What are the outcomes?	
7.	How was planning done for this activity?	
8.	What were the materials available for conducting the activity?	
9.	How did you manage to collect the material required for the activity?	
10.	Mention the materials used during the activity? What is the role of the material?	
11.	Were you aware of this activity earlier?	
12.	Has been this activity covered in local newspaper?	
13.	Did you collaborate with other organizations to create a bigger impact?	
14.	Has the organizing team prepare and follow a check list for conducting the activity?	
15.	Where did you conduct this program?	
16.	What are the steps involved in conducting the activity work? / Mention step by step procedure followed? Write in bullet points. Describe in detail min 100 words.	
17.	What are the precautions taken for conducting the activity?	
18.	What were the tools/ support systems used for conducting the activity?	
19.	What was your learning at various steps of implementation of the activity?	
20.	How was the support from the students/neighborhood/ village/school.	
21.	Write down the new ideas to solve environmental issues through this activity.	
22.	What have you learned from this process while working for the	

	District Eco-SDGs Championship 2023?	
23.	Did you collect the feedback from the participants of the activity?	
24.	How many videos are there in this Activity?	
25.	Share the link of Video/ videos. Sharing could be done via Google Drive or YouTube after uploading. Share the videos to us via Google Drive with access to 'Anyone with the link' (View) Option . If the videos are not accessible the marks will not be counted. You can also share the link of YouTube after uploading the video onto it.	
26.	Did you post the video on social media through the Institution/ College? If yes, Share us the link	
27.	Paste 8 photos captured during conducting the activities without GPS location.	
28.	Also Paste 4 photos with GPS location	
29.	Paste Newspaper clippings if Any.	
30.	Share the link of the Facebook if you have done mass media campaign.	
31.	Evaluate yourself: How many points you will award for yourself in conducting the activity a scale of 1 to 5.	
32.	Any notes/Remarks	



Digital Sign of the Faculty Coordinator/IQAC



Digital Signature of the Head of the Institution

